



Data sheet

print date: 2026-01-20


Drying Oven SLW 400 Smart PRO



The photo above is for reference only, may show additional options not included in standard equipment. The real appearance, particularly color and structure of the material may differ from the ones presented in the photo.

Advantages of the SMART PRO controller:

- large (7"), clear, full colour touch screen
- LAN, USB ports and WiFi for communication and data transfer
- multi-segment time and temperature programs
- overview of data in tabular and graphic form
- visual and sound alarm
- Admin function for management
- password protected log-in
- internal memory for programs and data storage
- event registry with user notifications
- LabDesk software and user manual for direct download



Smart PRO - preview screen

**TECHNICAL DATA**

air convection	forced
chamber capacity [l]	521
working capacity [l]	416
controller	microprocessor PID
display	7" full colour touch screen

TEMPERATURE

temperature range [°C]	5°C above ambient temperature ... +300°C
temperature resolution every ... [°C]	0,1
temperature fluctuation at 105°C [+/°C]*	0,4
temperature variation at 105°C [+/°C]*	2,5
temperature protection	class 3.1 to DIN 12880

CHAMBER

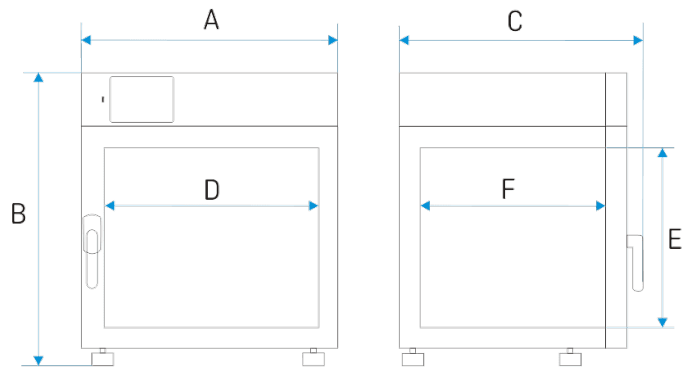
door type	solid / door with viewing window (option)
interior	
Smart PRO	acid-proof stainless steel to DIN 1.4301
IG Smart PRO	acid-proof stainless steel to DIN 1.4301
housing	
Smart PRO	powder coated sheet
IG Smart PRO	stainless steel linen finish

overall dims [mm] /1/

width A	1020
height B	1440
depth C	770

internal dims [mm]

width D	800
height E	1040
depth F	500



shelves (standard max)	3 14
max shelf workload [kg] /2/	25
- reinforced shelf version (PW) [kg] /3/	100
max unit workload [kg]	120
- reinforced unit version (W) [kg] /4/	300
weight [kg]	162

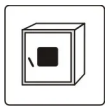


ELECTRICAL PARAMETERS

voltage	400V 50/60Hz
nominal power [W]	4000
warranty	24 months
manufacturer	POL-EKO®

all the above technical data refer to standard units (without optional accessories)
 * - fluctuation measured in centre of the chamber; in space, variation (K) calculated for chamber as:
 $K = \pm (T \text{ average max.} - T \text{ average min.}) / 2$
 ** - other power supplies on request
 1 - depth doesn't include 50 mm of power cable
 2 - on uniformly loaded surface
 3 - reinforced shelf
 4 - reinforced version

OPTIONS AND ACCESSORIES



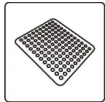
Order number: */A

door with viewing window



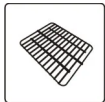
Order number: */P INOX

Stainless steel wire shelf INOX



Order number: */PP

Perforated shelf



Order number: */PW

Reinforced shelf



Order number: KUW GN*/*

Stainless steel cuvettes



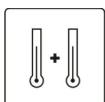
Order number: */W

Reinforced version



Order number: OWW/OWW LED

Interior lighting




Order number: PT 100

Additional temperature sensor



Order number: HEPA

HEPA Clean Air Filter



Order number: BRT*/L or IQ/OQ/PQ

Calibration and IQ, OQ, PQ qualification



Order number: RFID LOCK (SMART PRO)

RFID LOCK (SMART PRO)





Order number: BPP 12

Battery backup for display



Order number: PORT ALARM

Dry alarm contact



Order number: LANK

LAN cable



Order number: OCZ/20

Non-standard access port 20 mm



Order number: OCZ/30

Additional access port 30 mm



Order number: OCZ/60

Non-standard access port 60 mm



Order number: OCZ/100

Non-standard access port 100 mm